




Buildings The Farm	Learning Objectives / Key skills	Activities	Assessment Special comments
 <p>Communication & Language</p> <p>Literacy</p>	<p>Listen and re-tell stories.</p> <p>Build up vocabulary relating to topic areas</p> <p>Use language in imaginary situations.</p> <p>Ascribe meanings to marks.</p> <p>Talk in sentences.</p> <p>Using words to communicate ideas.</p>	<ul style="list-style-type: none"> Continuing the Letters and Sounds programme. Working in small groups. Reading, watching and listening to stories - 3 little pigs, 3 bears and Usbourne farm stories. Re-telling stories both inside and outside the classroom. Using props and puppets. Choose library books each week to share at home. Continue to foster opportunities for talk - weekly talk topics. 	<p>Discuss Talk Topics weekly.</p> <p>Work in small groups for storytelling and choosing library books.</p>
 <p>Mathematics</p>	<p>Enjoy joining in with number rhymes and songs.</p> <p>Use and compare language of size – big, biggest, small, smallest.</p> <p>Begin to recognize numerals. Looking at numbers in the environment.</p> <p>Count using 1-1 correspondence and develop counting skills.</p> <p>Explore 2D and 3D shapes.</p> <p>Sort by colour.</p>	<ul style="list-style-type: none"> Introducing new number rhymes - counting up and back. Using appropriate size language when playing in the 3 bear's house. Spotting numbers all around, including talk topic. Counting everyday objects. Putting them in a line. Touching each object when counting. Sorting a variety of objects. 	<p>Use non-verbal clues for children with limited English.</p>
 <p>Understanding the World</p>	<p>Show curiosity and explore objects.</p> <p>Talk about what they see and what is happening.</p> <p>Investigate construction materials.</p> <p>Explore and consider their own environment.</p> <p>Show an interest in the world in which we live.</p> <p>Use the computer mouse.</p>	<ul style="list-style-type: none"> Look at the different types of materials used to build houses. Discuss the houses the pigs built. Using a wide variety of construction equipment for building. Using both large and small bricks. How can we build something higher and make it stable? Environment week. Looking at recycling in school and at home. Using the Simple City programme. Using the computer independently and with an adult on a variety of programmes. 	<p>Use digital camera for photographs for record keeping.</p>

Buildings The Farm	Learning Objectives / Key skills	Activities	Assessment Special comments
<div style="background-color: red; color: white; padding: 5px; text-align: center;"> Personal, Social & Emotional Development </div>	<p>Share experiences with others.</p> <p>Talk freely about their home.</p> <p>Sit quietly and maintain concentration for an increasing length of time.</p> <p>Enjoy the company of peers.</p> <p>Form good relationships with adults and peers.</p> <p>Show a willingness to tackle problems.</p> <p>Become increasingly independent.</p>	<ul style="list-style-type: none"> • Talking about home experiences during play for example when playing in the role play area. • Listening to stories and looking at books together in small and large groups. • Play alongside others in small groups. • Working co-operatively to build together using the construction equipment. • Getting dressed to go outside (winter). Putting on and taking off hats, coats, gloves and boots. Looking after belongings 	<p>Support children to play together and share.</p> <p>Use “flip” method for putting on coats.</p>
<div style="background-color: blue; color: white; padding: 5px; text-align: center;"> Physical Development </div>	<p>Move freely with confidence.</p> <p>Negotiate space around other children.</p> <p>Use tools and equipment safely, develop hand/eye co-ordination.</p> <p>Develop manipulative skills, scissor control.</p> <p>Develop gross motor skills and co-ordination.</p> <p>Construct with a variety of large materials.</p>	<ul style="list-style-type: none"> • Developing an awareness of space and of others when acting out songs and stories. • Using scissors for activities. • Playing outside on the bicycles and scooters. • Using road signs to help with control and manoeuvre around circuits. • Playing outside in a larger space. • Using large bricks for construction. Being aware of others. 	<p>Be consistent with rules when playing outside.</p> <p>Discuss safety issues with children.</p>

Expressive
Arts and
Design

Be able to work creatively on a large scale.

Join in with favourite songs/rhymes.

Enjoy dancing and ring games.

Explore different textures.

Respond to rhythm, music and story through movement.

Make collages and paintings.

- Contribute to whole school and class displays.
- Shoe box rooms to make display in classroom.
- Move our bodies to music.
- Use percussion instruments.
- Learn a variety of ring games where it is necessary to co-operate and take turns.
- Use a variety of materials for art projects.
- Using large bricks in a variety of shapes and sizes to make houses.

Encourage children to use a wide variety of media for mark making.

Ensure a variety of music is played during nursery activities.