




Weather & Clothes	Learning Objectives / Key skills	Activities	Assessment Special Comments
<p>Communication & Language</p> <p>Literacy</p>	<p>Listen to stories with increasing attention and recall.</p> <p>Take part in discussions and listen to others.</p> <p>Build up vocabulary that reflects the breadth of their experiences.</p> <p>Begin to use language in imaginary situations.</p> <p>Ascribe meanings to marks.</p> <p>Begin to use sentences.</p>	<ul style="list-style-type: none"> • Begin simple Letters and Sounds activities 'Listening Ears', 'Sound Walk' and 'Listening Games'. • Reading stories, watching stories on the interactive whiteboard and learning traditional rhymes. • Becoming familiar with books, holding the correct way up, turning pages and distinguishing text/picture. • Foster opportunities for 'talk' and model language. • Regular speech and language sessions in small groups. 	<p>Assessing speech development.</p> <p>Supporting children to use words instead of gesture.</p>
<p>Mathematical Development</p>	<p>Enjoy joining in with number rhymes and songs.</p> <p>Shows curiosity about numbers by asking questions.</p> <p>Use some number games accurately in play.</p> <p>Willing to attempt to count, beginning to put numbers in the correct order.</p> <p>Use comparative language such as Big and Little.</p> <p>Begin to recognise and explain simple patterns.</p> <p>Begin to talk about shapes of everyday objects.</p>	<ul style="list-style-type: none"> • Use familiar and introduce new number rhymes. • Count in different ways and in different settings (small groups, whole class, using number cards, counting objects). • Play matching games in small groups. • Ask children to order a set of number cards. • Staff to model mathematical language. • Begin to learn the names of colours. • Regular maths sessions in small groups 	<p>Begin to identify numbers 1-10.</p> <p>Count verbally 1-10.</p> <p>Assess children's matching skills.</p> <p>Make simple patterns.</p>
<p>Understanding the World</p>	<p>Shows curiosity and interest through facial expression, movement and sound.</p> <p>Show curiosity – observe and manipulate objects.</p> <p>Talk about what they see and what is happening.</p> <p>Begin to try out a range of tools and techniques safely.</p> <p>Join construction pieces together to build.</p> <p>Begin to look at similarities and differences.</p> <p>Show an interest in the world in which we live.</p>	<ul style="list-style-type: none"> • Look at similarities and differences in ourselves and how we dress in school and out of school. • Investigating corn flour 'gloop', sand, water and dough. • Discuss people we know - teachers, staff members, bus drivers, shop keepers. • Seasonal changes and appropriate clothes • Introduce technology in a safe and fun way. 	<p>Using digital camera to take photo and look at images.</p> <p>Using interactive whiteboard to view images and make observations.</p> <p>Celebrations as they occur throughout the latter part of the term.</p>

Weather & Clothes	Learning Objectives / Key skills	Activities	Assessment Special Comments
 <p>Personal, Social & Emotional Development</p>	<p>Show curiosity. Have a sense of belonging. Show care and concern for others. Begin to express feelings and ideas. Begin to form good relationships with adults and peers. Begin to develop concentration skills Seek out others for play.</p>	<ul style="list-style-type: none"> • Learning the Nursery routine. • Leaving our parent or carer with support. • Playing together in small groups or alongside other children. • Saying 'Sorry' with words or gesture. • Getting dressed by ourselves and working on independence skills. • Using the toilet independently and asking if we need to use it. • Learning basic circle time rules. 	<p>Continue observations and assessments for each child in the Nursery setting.</p> <p>Large and small group activities. Taking turns to talk during circle time.</p>
 <p>Physical Development</p>	<p>Move with confidence. Move in a range of ways, such as crawling and walking. Negotiate space around other children, be able to stop safely. Begin to recognize the importance of keeping healthy. Be able to stop safely. Construct with large materials.</p>	<ul style="list-style-type: none"> • Fine motor investigating a variety of mark making. • Using scissors. • Gross motor large painting and chalk drawings. • Moving parts of our body (i.e. arms, legs) to music • Playing outside with confidence and increasing control of our bodies. • Exercise and healthy habits. 	<p>Teach basic PE rules for working outside.</p> <p>Running, jumping, throwing & catching, assessments</p>
 <p>Expressive Arts and Design</p>	<p>Begin to differentiate between colours. Join in with favourite songs/rhymes. Respond to rhythm, music and story through movement. Enjoy dancing and ring games. Explore and learn how sounds can be changed. Respond to sound with body movement. Make collages and paintings.</p>	<ul style="list-style-type: none"> • Seasons of the year. • Weather Calendar. • Weather feelings. • Music & Movement to different types of weather. • Traditional dress. • Design your own clothes. • Uniforms. • Seasonal clothes. • Role play clothes shop. 	<p>Encourage children to explore different media throughout nursery setting (paint, pencils, chalks, whiteboard makers, computer pen).</p>