

## Nursery

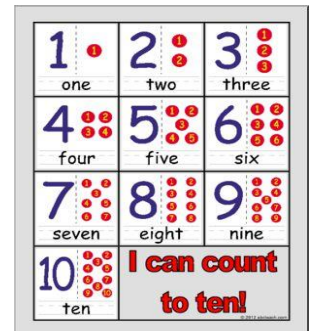
Dear Parents,

Since our last newsletter we have packed in even more fun activities in Nursery and our topic of 'All about me' has come to an end this week. After the half-term break we will start our new theme of "Clothes", in which will look at how our clothes are made and what different types of materials are used to make them. There may be some interesting ethical questions to address here, as we are never too young to understand what is fair and just! We will then take a look at clothes that are worn for a specific purpose and not just to make us look good, plus of course we have to get some fancy party clothes in there just for the fun of it. So keep watching this space, as we say, for more information on the clothes theme after the holiday.

This week the children have had a busy time painting moths for our whole school project on Light and Dark. We decided moths were very interesting and although they are not butterflies, they are very beautiful, just like butterflies. One of our little ones called his moth a night-time butterfly, which was a great way of remembering that they are nocturnal insects, which only come out at night. Strictly speaking there is a species of moth that also comes out during the day, but we ignored that one as we were specifically looking at night time moths.

We have also talked about the twilight sky and the moon and sunset and sunrise, all great words in English for your child to remember - not only how to say the words, but what they actually mean. When you are reading a story in English to your little one, remember when you introduce an unfamiliar word to them to also give its meaning, this will help contextualise the story and the word will be understood when spoken again.

Mrs Nagy and Ms diFine have completed the new activity in our Maths area and the children are now busily trying to count groups of leaves and to remember shape names. Keep practising simple maths activities at home, not just rote counting, but number recognition to 10 and counting the correct number of items against the actual written number. An easy way of doing this is when you are out and about is to count groups of objects and things you see in the environment. For example, 2 tall trees, 4 flowers, 6 silver cars etc. Or even simpler, use fingers and ask your child to show you 3 fingers, 5 fingers etc. Lead by example with the activity and they will soon get the hang of it.




It is the half-term holiday next week and we hope you are doing something exciting so that your little one can tell us all about their adventures when they come back to school on 4th November.

Until then, have a great half-term wherever you are and we'll see you all in a week's time.

Thank you,  
Alison Davies, Anna Nagy and Vanessa diFine

[nurseryteacher@telenet.be](mailto:nurseryteacher@telenet.be)



## Reception

Dear Parents,

Another busy week has gone by and, believe it or not, we have reached our half-term break. Sooner rather than later Christmas will be here. The children have started to practise their songs for our Christmas show and they are very excited about it. More details to come in the following weeks.



The whole school had a special topic this week, Light and Dark. So all of the things we did during the week were related to light, dark, shadows, day and night.

You might have heard your children talking excitedly about the activities we've done in class. One of the highlights was our dark tent. Every child got to get in with a friend, holding torches to have a special play moment in the dark. This was very thrilling, of course, and they all wanted to have another turn as soon as they came out of the tent!

We also experimented with shadows. Given the few rays of light that we had in the mornings, we had to use a special lamp and darken the classroom. Another exhilarating moment! The children had to build things with Duplo and then place these in front of the lamp to see what the shadow looked like. After discovering some interesting shapes, they all drew the outline of the shadow, so we have a very nice record of each of the things the children built.

We had a very interesting group discussion about sources of light and the children came up with different ideas about it. We finally chose six sources and made a big collage which is displayed on the staircase wall.

To finish with our shadow art project the children had to place their hands on a black card, we sprayed the card and their hands with paint and once they removed them ... tada, their hands' shadow appeared!

In our P.E. session we played one of the children's favourite games, 'Mrs. Crocodile can I cross your river?'. They all enjoy this game a lot, especially the part when Mrs. Crocodile takes a nap and they finally get to cross their river, but then she wakes up and tries to catch someone to have him or her for dinner, and of course trying to escape from the hungry crocodile is very exciting!


After the half-term break, we will start our new topic: Forest and Woodland. So take the holidays as an opportunity to take long walks in the forests around Brussels and keep your eyes open. You might spot some animals.

Our talk topic is: *What animals can you find in the forest?*

A big thank you to all the parents who came today to our Parent Teacher Meeting today. It is always nice to hear what your child does in school and how they are in the school environment. And, of course, counting on your support is the most important thing for us.

Have a lovely holiday and we'll see you all back in November.

[receptionteacher@telenet.be](mailto:receptionteacher@telenet.be)

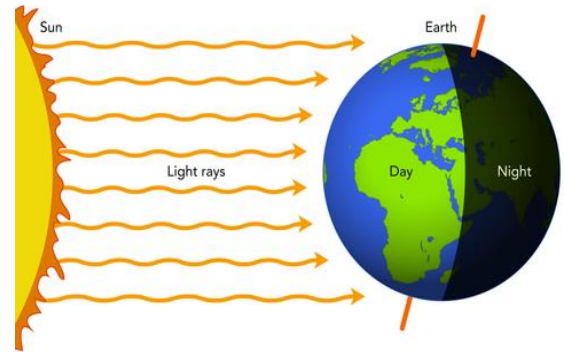


## Year 1

Dear Parents,

This has been a special 'theme week', all about 'Light and Dark', so we took a break from water, and have been doing a number of activities related to this fascinating subject area. Our activities included:

- Simulating total darkness by wearing a blindfold, and then trying to pick up a ball.
- Learning about the Earth's rotation, why we have day and night, then performing our own planetary rotations in the playground.
- Learning about sources of light - things that produce their own light.
- Shining torches through prisms and off mirrors (in a totally dark classroom).
- Exploring the dark cellar, using our own torches.
- Trying to find dark objects inside our special (black on the inside) dark tent.



You can see some photos of our exploits in the Year 1 October gallery.

Before all the 'Light and Dark' fun started, though, we had to learn our sounds of the week: two more long vowel sounds, /igh/ as in 'night' and /oa/ as in 'boat', which we practised through reading, writing and speaking. In our text session, we took our first look at the concept of rhyming words, by reading 'The Legend of Spookley the Square Pumpkin', about a misfit pumpkin who becomes a hero - all in rhyming verse. We discussed the rhymes, made sure we understood that rhyme is about the sound, not the spelling, then practised making up our own pairs of rhyming words.

In Maths this week, we used the pumpkins from our display for some measuring practice, using our 'special method' of holding a ruler horizontally across the top of the pumpkin, to ensure we get an accurate measurement of height. As well as measuring, we practised comparing size, and the children had to make sentences using 'taller than/shorter than', 'the tallest/shortest' etc.

Maths homework will resume just before school re-starts. The next activity will be 'Mushroom Mayhem 1.7' (about number bonds to 10). Please remember that spelling tests start on Thursday 7<sup>th</sup> November, using the list of words for 'week 9' on the spreadsheet. Our Talk Topic for Monday 4<sup>th</sup> November will be "What things might happen if there is not enough rain?"

Wishing you a relaxing half-term break,

Patrick Tranter and Smita Bandaru

[year1teacher@telenet.be](mailto:year1teacher@telenet.be)

## French

In French with Madame Scharf, we finished our first story of Turloublanc who went back to the white country with all the colours. In this story, the children have learnt new vocabulary and expressions. We also spoke about autumn and read stories about scary things and learnt to say: "Au secours, j'ai peur !" We also made beautiful paper pumpkins and sang a song about a witch eating a pumpkin.

## Year 2

Dear Parents!

Last week was all about assessments. We did our literacy assessment of the term, the writing assessment of the term, and the maths assessment of this half term. This meant that all the children had to sit quietly and concentrate on their work for a whole hour during each assessment and I am thrilled to report that the children did a great job. They were super good at sitting quietly while doing their work, at raising their hands when they had questions, and concentrating during these **very** long periods of time. Well done year 2!!! 😊



This week however, it has been all about our theme of the week *Light and Dark*. We read a book about Plop the Barn Owl who is afraid of the dark, *The Owl who was afraid of the dark*. Through this wonderful book we discovered that the dark can actually be really great! We did all kinds of work related to this book, from short creative writing, to a scientific report about owls and their living habits. Last but not least, each child made a great, big *Light-and-dark-poster* for the big wall by the staircase. On their poster they wrote all the facts that they had learned about owls, they wrote a short description of their favorite chapter from the book, they made a drawing from their favorite chapter and finally they painted a beautiful barn owl to put on their poster. They all did a great job and their art pieces look amazing!

As this week was a bit different to normal weeks, we took the opportunity to practise the things that we have learned earlier this term. We played some maths games and did some math puzzles, we practiced a lot of writing, remembering to put spaces between our words, use full stops and making stories that have a *beginning, middle and end*.

Our Talk topic for the term break is: What are some of the things you like about the dark?

We hope you have a fantastic autumn break and we can't wait to welcome you all back in November 😊

Have a happy holiday!

Elin Hafstein & Ena Tolentino

[Year2teacher@telenet.be](mailto:Year2teacher@telenet.be)

## French Year 2

In French with Mrs Halvorsen, we finished our project '**La danse de l'automne**' (the autumn dance). We had the opportunity to show our beautiful drawings and give brilliant descriptionx and presentations of our work and our perception of this colourful season - l'automne. We also learned a beautiful song about **l'automne**. It allowed us to see and explore words we got to use in our project.

## Year 3

Dear Parents,

This half term has flown by, I can't believe it's the holidays already! We've had a lot of fun during light and dark week. Our theme was the Northern lights because we have been discussing Nordic countries as part of our topic on the Vikings. We will be learning more about the geography and customs of these countries after the holidays. We watched a short time-lapse video of the



Northern lights and discussed the colours and their movement across the sky. The children read a poem about the Northern lights and, after some discussion, they each had a go at writing their own poem based on the same structure. There was some wonderful creativity in their writing!

We also did some artwork based on the Northern lights. The children used paint and pastels to create a winter scene depicting the lights. We made lanterns based on the swirls and colours seen in the sky when the Northern lights are showing in the sky and hung them in the Junior Department entrance hall to create the sky there! We tried to find out more about the phenomena in our topic work, including which countries they can be seen in and in which months of the year. We also looked at some of the science about why they appear. We decided that space was probably the most interesting place of all to see them!

In literacy the children looked at the spelling words for the first week back after the holidays, forming adjectives with the -ly ending without changes to the root word. They will be tested on these words on the first Monday after the holidays. In our grammar lesson we learned about adjectives used for comparison and when we add -er, -est, or use 'more' and 'most.'

In maths we learned about using partitioning which means to add the tens and then the ones to help us add two and then three 2-digit numbers together. Also, the children explored money and learned how to write totals using decimal notation.

Have a lovely break. See you after the holidays!

Kind regards  
Camilla Rutayisire


[Year3teacher@telenet.be](mailto:Year3teacher@telenet.be)

#### **Year 4**

Dear Parents,

I really, really enjoyed Light and Dark Week this week. I should really ask the children if they did.

Each day, we listened to the 'Owl Who Was Afraid of the Dark' (read by a famous UK actor) while the children followed with the school's set of the book. Springing from this, like the main character Plop, we did work on light sources, night workers, similes, things which are wonderful, exciting and kind; and what we are afraid of.



Alongside that, we read a firework poem and acrostic, analysed them and then wrote our own. Once written, we decorated them stunningly and produce terrific pieces of work. In amongst this, we made silhouette artwork based on Disney's Peter Pan and Mary Poppins roof-top dances. We had to draw breath!

Once we had done so, we studied the Aurora Borealis (The Northern Lights) completing it with even more breath-taking art. Oh and we did an experiment in science to see what happens when you add more bulbs to a circuit, thereby lighting up the classroom even further.

What a week: a superb week and one which is up there in my most satisfying and rewarding as a teacher!

Elsewhere, meanwhile, we looked at our maths tests and the errors we might have made from last week and started our second Numeracy speed test which, despite the initial claims 'Oh, this is easy', proved not to be.

And that was our week. Have a nice and restful week away: there is lots of fun to come.

In connection to the next Junior Department debate, **our Talk Topic for this week is: Name five advantages a mobile phone gives you.**

Best wishes

Tim Stedman, Mrs Tolentino & Mrs Irakoze

[year4teacher@telenet.be](mailto:year4teacher@telenet.be)

Please click [here](#) for our Year 4 webpage

### **Years 3 &4 French**

In French with Mrs Halvorsen, we learned how to describe what people look like using the auxiliary **Être**. We introduced a number of adjectives and we talked about how an **Adjective** must agree in gender and number with the noun it describes when used with Être. We also finished '**Je fête Halloween**', a fun project that allowed us to see which words and images we associate with Halloween and Autumn. We wrapped it up with a witchy and lively song: 'La Sorcière Tikipik.

In French with Madame Scharf, we are still focusing on être and avoir because they are two very challenging verbs. We therefore did many exercises.

### **Year 5**

Dear Parents,

The weather has been both wet and surprisingly warm this week. Whilst lovely, I doubt it will continue so please make sure your child is ready for all eventualities. We welcomed Abheer into our class this week and we hope he and his family will be very happy here at BISB.

In Literacy we spoke about pronouns and how these can be ambiguous and not really specific at times. Our comprehension this week came from Matilda by Roald Dahl and we so enjoyed it. It has introduced us to some lovely new adventurous vocabulary as well. We read some more of the Mill Girl and are finding out about life in the mill and the Chartist movement.

In Numeracy we have moved from multiples and factors to the world of fractions. We have been comparing these using our < and > signs.

In our Marvellous Maps we have spoken about how to read the symbols on a map and how to construct a key. Next time we will move on to compass points and how to follow a map. This should be good for all our orienteering days.

In PE we enjoyed our last trip to the tennis court and from next term PE will be on a Wednesday as indicated on the timetable.



In Art we celebrated Light and Dark by creating a mirror image picture using black and white paper. The effect is stunning.

I hope to see you all on Friday to discuss your child's progress.

The talk topic this week is: How long is it acceptable to be on the computer or iPad?

Have a relaxing half term.

Mrs Vetter

[Year5teacher@telenet.be](mailto:Year5teacher@telenet.be)

### **Years 5 & 6 French**

In French with Mrs Halvorsen, we worked on the Futur Proche (the near future) and talked about 'Qu'est-ce que **tu vas faire** pendant les vacances? (What are you going to do during the break?) We reviewed the conjugation of the verb Aller and we talked about the verb Savoir (to know). We had a test covering 'avoir', 'être' and the use of the different prepositions with the feminine and masculine nouns.

We also finished '**Je fête Halloween**', a fun project that allowed us to see which words and images we associate with Halloween and Autumn. We wrapped it up with a witchy and lively song: 'La Sorcière Tikipik'.

In French with Madame Scharf, we finished reading a book about a little girl who leaves her country to go and live in another. We talked about the different meanings of country and also about migrants. We also worked on être and avoir to be able to describe people physically and their personality. The children also recited a new poem about a cat eating chocolate and nougat.

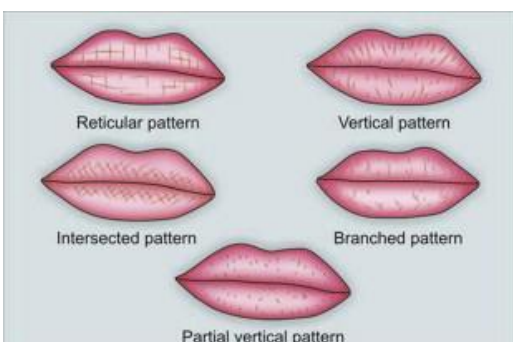
### **Year 6**

Dear Parents,

It was a pleasure to meet with you today to discuss how your child has adapted to life in Year 6. They all deserve a well-earned rest; however, they must learn their lines for our Christmas production. We enjoyed our first read through on Thursday and the students are keen to begin acting immediately after the holidays.

We have enjoyed learning about circles; how to draw an accurate circle with a pair of compasses; how to construct a perpendicular bisector of a chord and calculate the circumference and diameter using Pi  $\pi$ . We also had a lot of fun learning about Pythagoras' Theorem and using this to work out the length of the hypotenuse.

I have thoroughly enjoyed reading the students' fiction stories and am delighted to see that they have been inspired by Anthony Horowitz, Mrs Stanley and Alan Peat. There is still work to do with structure and style, but they all made a superb effort. Their stories are now proudly displayed along with artwork featuring colours from the Northern Lights.



Choosing the right colour lipstick is always difficult and it took some time before we had all made our choices for the forensic cheiloscopy activity. By the end of our investigation, all students could identify the lip patterns of members of Year 6. Trying to

remove the lipstick proved to be a challenge as one boy had used a 'superstay 14-hour' product in rather a pleasant shade of shocking pink!

Thanks go to Mr Stedman for our first orienteering event of the season and to our parent-helpers. The weather was kind to us, and we all enjoyed the adventure.

Congratulations to Arjun on an excellent and informative news report about handball. I am delighted with the effort and enthusiasm of the students in creating and delivering these presentations.

What a terrific time we have had, swimming at the NATO pool. Great to see the children diving in the deep end and the less confident swimmers (also in the deep end) working their way along the side (pretending to be Spiderman) holding on using one hand.

Talk Topic: Should mobile phones be used in the classroom for research – discuss.

Happy holidays,

Best wishes,

Beverley Tranter and Ena Tolentino

[Year6teacher@telenet.be](mailto:Year6teacher@telenet.be)

### **English as an Additional Language (EAL)**

Dear Parents,

Light and Dark Week has been a great language learning opportunity.

The Junior EAL group listened to a text about our solar system, establishing that our sun is a star. We reasoned through questions about why the sun appears so different from other stars. We learned about why we have day and night. The children listened to a story, Stone Age Boy, prompting discussion about light sources in the past and present. We looked for different sources of light, inside and outside, and we listed lots. We experimented with shadows and found that if the light source is close to the object, the shadow is larger. All this work gave us lots of material for writing an information text about light, learning how to use sub-headings.

The Year One and Two EAL small group started the week by exploring the concepts of *same* and *different*, then talking about how the day is different from the night, and how light is different from the dark. We talked about different things that make light. We established that in the past, people had no electricity, so they made light using fire, but today, we have electricity, and many different sources of light. The children then made a book about things that make light, each drawing a picture and composing and writing a short sentence.

In the Reception language focus sessions, we talked about the differences between day and night, especially about things that we do in the day. We read the story Owl Babies and talked about animals that sleep in the day and wake up in the night. In a survey, we found that some people don't like the dark very much, but many of the children find the dark exciting or beautiful.

I wish you a very happy holiday week and look forward to seeing the children again in November.

Kate Read

[ealteacher@telenet.be](mailto:ealteacher@telenet.be)

