

## Nursery

Dear Parents



The children are enjoying the new theme on clothes immensely! During our four-day week this week we have managed to pack in oodles of clothes related activities, like the one you can see in your child's home school book.

The children were very excited during circle time when Mrs Davies brought in a small suitcase and said it was packed ready for a fantastic holiday. Everyone was familiar with the idea of taking a suitcase on an aeroplane or train, as we are a well-travelled little bunch. Everyone then tried to guess where we might go by looking at the contents of the case and packed inside were jumpers, tee shirts, sunglasses, sun cream, flip flops, a pair of shorts, a pair of stretchy jeans, a pair of long socks, a pair of gloves, a woolly hat and a sunhat! Very confusing! We then decided if this meant we were visiting a country with hot temperatures or a country with cold temperatures and the guesses ranged from the seaside in India to a snowy place to make a snowman! So we decided to visit both as we had all of the appropriate clothing.

The children then did a cut and stick activity and had to choose the correct clothing for a sunny hot place and the best clothes for a cold freezing place and pack their own suitcase. Mrs Nagy and Ms diFine also talked about layers, things we can wear underneath our clothes and things we can wear on top of our clothes; this is a great maths activity for introducing positional language into conversation. Remember to chat to your child about the work they have brought home as this reinforces their understanding of the activity.

Next week is all about the uniforms certain people who help us might wear and how do we know what jobs some people do just by looking at their clothes.

Just a quick reminder about our school sickness policy, please do not bring your little one to school if they are unwell, this is the time of year that viruses like colds and flu and particularly stomach flu spread quickly throughout the group. Sickness and diarrhoea is not only unpleasant for your child but it spreads like wildfire in the nursery setting. If your child has an upset stomach then please keep them at home for at least a couple of days until they have made a full recovery and are not contagious to others. Remember to inform the teacher why they are absent, so we know what bugs and viruses are going around. Thank you for your understanding.

Our talk topic for you to discuss with your child over the weekend is 'If you were a superhero what sort of outfit would you like to wear?' Draw a picture of you in it and bring it to nursery on Monday.

Until next week, have a great weekend.

Thank you

Alison Davies, Anna Nagy and Vanessa diFine

[nurseryteacher@telenet.be](mailto:nurseryteacher@telenet.be)

## Reception

Dear Parents,

The cold weather is here and with it gloves, hats and scarves have appeared! Can we please ask you to label every item of clothing your child brings to school? Thank you 😊

This week the focus of our topic has been on hedgehogs. These cute, small animals have had all our attention as we've been looking at pictures of them, finding out what they eat, where they live, when they hibernate and so on. We have read two interesting stories "Ferdinand Fox and the hedgehog" and "Wide-awake hedgehog". Ask your children what they remember about them and see if they can recall any interesting facts about hedgehogs' lives.



We have also got very crafty while creating a beautiful Autumn display in the classroom. Apart from autumn leaves and popcorn toadstools we have now added pasta hedgehogs! The children love working on this kind of craft and they enjoy every single minute of it. More things to come on the wall in the following weeks.

In your child's home school book you will find a cutting-out worksheet. In this case the children had to cut out the spines of a hedgehog and stick them on its body. Children need a lot of practice with the scissors to hold and manipulate them in the right way. We do a lot of cutting out in school but please do get scissors for your child and let them use them at home as this will allow them to have even more practice and master a skill that at this stage is not always easy.

In Phonics we have introduced new letter sounds and continue to practice blending sounds to read short words.

In Maths we have continued working with height and this time it was the children's turn to be measured. So they all had to stand straight as they do at the doctor's and have their height measured. With all of these figures we have created a height chart on our maths display wall. Each child is represented with a slip of paper as tall as themselves and the end result looks very good.

We have also dedicated some time to play bingo and dominoes. A fun and playful way for them to recognise numbers and to correspond number value to written numbers.

The talk topic for next week is: *What do you know about owls?*

We hope you have a nice and warm weekend.

See you back on Monday.

Mrs. van Wassenhove and Mrs. Julaton

[receptionteacher@telenet.be](mailto:receptionteacher@telenet.be)

## French

In French with Madame Scharf, we have been focusing on learning colours. We read stories, we sang songs and played games to help us remember them and we managed to learn the names of eleven colours. We also learnt to say : "Je voudrais du bleu, du rouge, etc ... s'il vous plaît." .


## Year 1

Dear Parents,

It has been a busy week for us, having to fit everything in to only four days! Our 'sounds of the week' this week were /ar/ and /or/, as in 'shark' and 'storm' respectively, and we practised in our usual way - speaking and reading activities and compiling a whole series of words containing these sounds, either at the beginning, in the middle or at the end. We have continued our work on 'Tiddler': this week we focused on writing captions to accompany scenes or events from the story, as well as thinking up some more excuses Tiddler might offer for being late for school. You can see the children's caption-writing efforts in this week's home school book.

In Maths this week, we have been learning about position and direction, which is part of the geometry syllabus. We did some practical activities involving placing objects in various places, and describing the locations using words such as between, above, under, beside and so on. In addition, we looked at quarter- and half-turns to the left and right, which coincided neatly with our basic programming practice in Computing. Finally, we did some measuring of length, revised the descriptions shorter than, shortest etc., and took our first steps at measuring with metre-sticks and rulers.

On Wednesday, the children performed a 'raincloud in a jar' experiment in Science, and in Art, they made a start on some of the stage props for our Christmas show. In this week's Topic session, we talked about water from a different perspective: what is it like if there is not enough water? We read a folk tale about the lack of rain in Africa, which led us to deserts and the animals and plants that survive in them, which led us to compare hot deserts like the Sahara, with cold deserts like Antarctica. Unfortunately for me, it also led to the rather tricky question: "why do camels have humps?" After some frantic googling, we were all able to find out!



Next week's Maths homework is called 'Sea-shack Smash 1.9', and will be added to the children's ActiveLearn accounts on Sunday. Our Talk Topic for next week will be "what are lighthouses for?"

Enjoy the weekend.

Patrick Tranter and Smita Bandaru

[year1teacher@telenet.be](mailto:year1teacher@telenet.be)

## French

In French with Mrs. Scharf, we are still listening to our new story "Une maison de musiciens" we met Nicolas who has a piano but does not play well and his sister Pauline who plays really well. We learnt the names of many musical instruments and we sang a lovely song about instruments called "Nous sommes les musiciens".

## Year 2

Dear Parents,

This week we have been practising a lot for our Christmas show and we have started to prepare the props so that everything will be ready in three weeks' time for the show! It is very important that all the children know all their lines and that they know when to say them (i.e. they have to remember the line that comes before their line). Please read lines with them at home so they are well prepared for the practices at school! They also need to practise the songs, which should not be a problem now as they now know all the melodies to each song, they simply have to learn all the words.



Group 1 had their final swimming lesson of the year yesterday, and Group 2 got to go to tennis while their friends went swimming. It was a great day and the children had a lot of fun with our great tennis instructor, Michel 😊

In maths this week we practiced subtracting really big numbers from even bigger numbers, and we used the number square to practise. And by using the number square we found out that subtraction, even with big numbers, can actually be super simple! We also practised doubling, and we practised ordinal numbers with a special focus on how we write them, i.e. that 4<sup>th</sup>-10<sup>th</sup> all have a th ending, while 1<sup>st</sup>, 2<sup>nd</sup>, and 3<sup>rd</sup>, all have their own unique ending.

In literacy we focused a lot on grammar! We learnt the –ment suffix. We found out that we can add the –ment suffix to certain verbs, and when we do that we turn the verb into a noun. To replace becomes replacement, (to replace a chair – this is the replacement chair) and although the children found this a little bit complicated, they were still able to write lots of sentences with the –ment words that we learned. We also looked at the –less suffix, which we can use to turn certain adjectives into nouns. Hope becomes hopeless, sound becomes soundless, and so on. They wrote a lot of sentences with the –less suffix that were all super good!!

Talk topic is: What is your favourite sport? And why is it your favourite sport?

Stars of the week go to Shashwat for his brilliant performance in Tennis this week and for good progress in writing, and to Kyle for good progress in maths and for great enthusiasm when it comes to learning! Congratulations Shashwat and Kyle 😊

Have a lovely weekend.

Elin Hafstein and Ena Tolentino

[Year2teacher@telenet.be](mailto:Year2teacher@telenet.be)

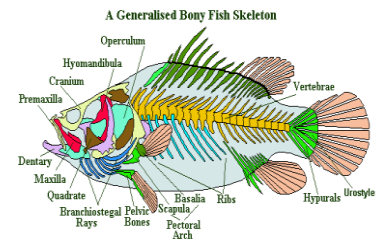
## French Year 2

In French with Mrs Halvorsen, we had a short week. We worked and sang **Les jours de la semaine (Days of the week)**, we played a game '**quel jour on est aujourd'hui?**' ( **what day is today**), we reviewed greetings and introductions: bonjour! comment tu t'appelles?

## Year 3

Dear Parents,

Although the week was a little shorter, we've still had plenty to do in year 3! The children have been helping to make scenery and props for the Winter show in the afternoon, along with rehearsals. It promises to be spectacular; I think this day will come around very quickly. In our science lesson we looked at a fish skeleton and discussed its bones. We identified some similarities and differences between fish and human skeletons. The children were surprised to discover that we have some bones in common!



In literacy we did our spelling lesson on Tuesday, continuing with the year 3 words for this term. We also did our guided reading session on Thursday. In these sessions we read and discuss a book together in a group. The children take turns to read within the group and we discuss the text generally and also with regard to some specific aims from the year three reading curriculum. This week one group explored a non-fiction text and learned about different types of masks and why people use them, and another group read a cool story about racing and practised reading speech with expression.

In our grammar lesson we continued to discuss and practise using conjunctions, words used to join parts of a sentence together. Next week in literacy we will be continuing with the stories of Hans Christian Andersen with the Princess and the Pea and the Little Mermaid.

In maths we have practised placing three-digit numbers on a number line, up to 1000. The children also practised rounding up and down to the nearest hundred. They also practised using counting up (the frog method) to solve subtraction sums with two 2-digit numbers. The children are becoming more confident with this method and agree it can be very helpful.

Have a good weekend,

Kind regards,

Camilla Rutayisire

[Year3teacher@telenet.be](mailto:Year3teacher@telenet.be)

## Year 4

Dear Parents,

A trip to Ghent and the Gravensteen Castle! We had a lovely day which went exactly as planned and even the weather was quite kind. In the run up to the visit, I made a bit of a meal of the torture instrument room and a problem I had with my ankle. At the weekend, I was convinced that it was a break so I was beginning to wonder how we would get the class to the castle with my foot in a plaster. The children were also eager to see (or avoid!) the fortress's punishment room. In the end, neither materialised. The foot was just badly bruised and the room (once full of exhibits) was bare. A far less gruesome outcome therefore on both counts as a new dungeon display had in fact been created in the base of the castle with much less graphic detail. So, the class loved the story behind the castle, the views, the spiral staircases, the 30m drop to the moat, the armoury and, of course, the souvenir shop. They even didn't mind the walk to and from the museum.



Possible highlight of all, however, was the train journey as a big group.....on the top deck!!! Many thanks to Arjun's mum for coming with us and doing a great job!

The children learnt a little about the Crusades (the attempted Christian Conquest of the Middle East in the Middle Ages), a subject rarely touched upon in schools, but which has repeated occasionally throughout History and certainly has resonance today. Because of the children's interest, this week's homework explores this a little further.

It was a short week but back in school, rehearsals and show preparation moved up a gear. At the same time, we began to think of names for our estate agency firm and produce our 'properties for sale' advertisement. Added to this, the children used online maps of Brussels to map its land use and used a design app to create their own upholstery and furnishing patterns. In maths, we continued simplifying but also counting up fractions on a number line.

And that was our week! Tennis again next week and perhaps we'll see you at the Autumn/Diwali crafts evening tonight.

**Our Talk Topic for this week is: Of the 5 things you said a mobile phone offers you, think of 5 ways alternative ways of doing them?**

Best wishes

Tim Stedman, Mrs Tolentino & Mrs Irakoze

[year4teacher@telenet.be](mailto:year4teacher@telenet.be)

Please click [here](#) for our Year 4 webpage

### Years 3 &4 French

In French with Mrs Halvorsen, due to a short week and an outing for year 4, we took it easy and we got to review and play with greetings and introductions, as well as our favourite colours and '**Adjectives**' with auxiliaire '**être**' (to be). Also, we reviewed **l'article indéfini** (the indefinite article) '**un and une**', and we talked briefly about how we transform adjectives when describing **une fille** (a girl).

In French with Mrs. Scharf, it has been a very short week but we still managed to work in our exercise books and answered the question : "As-tu un animal à la maison ?" which gave us the opportunity to revise animal names.

### Year 5

Dear Parents,

Monday was a holiday and so the week was shorter than most. We, however, did manage to get a lot done.

In Literacy we did our spelling test on Tuesday and have modal verbs for next week's spelling. The purpose of these tests is not only to learn how to spell the words but also how to use them in sentences. Our grammar focus was on Standard English this week and the children had fun discovering the mistakes in the sentences.

In Numeracy we have moved on to multiplication and division. We learnt how to estimate the answers by rounding and then to work the sums out using the grid and



ladder methods. We have been multiplying 4-digit numbers by 1-digit numbers and diving 3-digit numbers by 1-digit numbers. We then learnt how to convert the remainders into fractions.

In PE we succumbed to the wet, cold weather and did some dancing in the classroom. It was good to see the children dancing together happily.

In Art we created adverts for WildEarth and these are looking very good indeed. We love anything arty and so we will be very creative as Christmas draws nearer.

Our second virtual safari drive was an absolute success. We were the only school on the drive and had Lauren and Jamie to ourselves. We asked many questions and had them answered by the guides. We were lucky to see quite a rare hornbill as well as impala, kudu, a giraffe and a very beautiful leopard. We found out all about camouflage, oxpeckers, the speed of certain animals as well as how many teeth a leopard has. The children wrote beautiful reports of their safari for the newsletter and I thank you all for forwarding these on to me. It is very much appreciated. The safari is the first 30 minutes on this link <https://www.youtube.com/watch?v=f5tITkmW4Ok> if you would like to revisit it with your children.



Play rehearsals are in full swing now and the children got their costume letters today. The costumes are very simple but if you have questions, please do ask.

The talk topic this week is: What was your favourite sitting on our safari drives so far? What new facts did you learn?

Enjoy the craft evening on Friday night.

Have a lovely, relaxing weekend.

Mrs Vetter

[Year5teacher@telenet.be](mailto:Year5teacher@telenet.be)

### Years 5 & 6 French

In French with Mrs Halvorsen, we continued working on masculine and feminine nouns and we talked about **the use of adjectives** when describing nouns. We saw that some adjectives can precede the noun, but others have to go after the noun. Also, we got to come up with nice ideas and expressions in order to write a '**bon rétablissement**' ( a get well soon) postcard to '**un/une correspondant(e)**' (a penpal), where they were able to express their wishes and describe themselves using different nouns and adjectives, and many words related to their favourite seasons, food, sports and activities.

In French with Mrs. Scharf, we are still focusing on adjectives and read more descriptions of people and had to link the description to the person being described. We read the descriptions aloud and we also had a test on être and avoir. We also watched the beginning of a film called "Le grand nord".

## Year 6

Dear Parents,

Not long to go until the end of the Autumn term and we have much to do!

On Tuesday, we enjoyed an Astrology day, which is continuing. First, we watched a documentary about black holes and then investigated different aspects of these. We then designed and planned our first 'double spread' information and explanation text about our learning. Topics included: what is a black hole; scientists involved; history; an experiment – modelling a black hole; diagrams and glossary. This experiment was designed to demonstrate to students how a black hole is formed through the collapse of a massive star, once the core of the star is unable to support the weight of the outer layers of gas surrounding it. Using balloons, tinfoil and pins, the students were able to visualise (after popping the balloon) that the 'star' and 'black hole' although now different sizes, have the same mass, since they are made from the exact same amount of material. However, since the black hole is smaller, it has more material contained in less volume, and therefore has a higher density.

Students were also required to use a range of SPaG features in their double spreads: sub-headings; bullet points; different fonts; colours appropriate to subject matter, scientific vocabulary; imperative verbs; the passive voice and the correct method for labelling diagrams. This was a challenging task and it took students a few attempts to produce work that they could be proud of.

Letters to our guide, Marion, at the House of European History are finished and should be winging their way to her this weekend.

In maths (linked to Astrology) we studied the concept of density, surface area of compound shapes, mass and volume.

From now on, we shall be rehearsing our Christmas production and singing our hearts out, so that we are ready for the big night! As always, thank you for helping with providing costumes

Talk Topic: On the way to the NATO pool, the bus driver had to brake suddenly because a teenager was crossing the road - hood up, earphones in and looking at his mobile phone – discuss.

Happy weekend,


Beverley Tranter and Ena Tolentino

[Year6teacher@telenet.be](mailto:Year6teacher@telenet.be)

## English as an Additional Language (EAL)

Dear Parents,

This week, in our EAL small group in the Junior department, we did some more work with adjectives, using them in our writing of a description of the Cyclops, a character in the book *Bad Luck*, which we read together. We found interesting words in the thesaurus, including - massive, vast, dreadful, wicked. We also talked about poems, and read the hilarious poem, *Please Mrs. Butler*.



gg97096838 www.gograph.com





In the Year One and Two EAL small group, we talked about rhyming words, a very useful concept for listening, pronunciation and spelling in English. We also practised reading sentences, applying our knowledge of phonics and common tricky words to work out the words, and talking with a partner to work out the meaning of the sentences.



The Reception EAL small group continued to talk about animals. This week, we read the story *Dear Zoo*, and the related short stories *Paco's Pet* and *My Pet*. We talked about why some animals can be pets and why others can not. This discussion involved describing the animals, adding adjectives in phrases like *It is too big; It is soft; It has sharp claws*.

If you would like to meet with me to discuss your child's progress in English, please contact me at the email below, or through the school office.

I wish you a very happy weekend.

Kate Read

[ealteacher@telenet.be](mailto:ealteacher@telenet.be)